




Freshwater - with fluorescents and analogue timers T8† T5

●	AJ11MS5F	1 x 150W	700mm	2 x 18W	✓
●	AJ11BS5F	1 x 150W	700mm	2 x 24W	✓
●	AJ21BS5F	2 x 150W	1100mm	2 x 39W	✓
●	AJ31BS5F	3 x 150W	1650mm	2 x 80W	✓
●	AJ11MB5F	1 x 150W	700mm	2 x 18W	✓
●	AJ11BB5F	1 x 150W	700mm	2 x 24W	✓
●	AJ21BB5F	2 x 150W	1100mm	2 x 39W	✓
●	AJ31BB5F	3 x 150W	1650mm	2 x 80W	✓

Marine - with fluorescents and analogue timers T8† T5

●	AJ11MS1M	1 X 150W	700mm	2x18W	✓
●	AJ11BS1M	1 X 150W	700mm	2x24W	✓
●	AJ12BS1M	1 X 250W	700mm	2x24W	✓
●	AJ14BS1M	1 X 400W	700mm	2x24W	✓
●	AJ21BS1M	2 X 150W	1100mm	2x39W	✓
●	AJ22BS1M	2 X 250W	1100mm	2x39W	✓
●	AJ24BS1M	2 X 400W	1100mm	2x39W	✓
●	AJ31BS1M	3 X 150W	1650mm	2x80W	✓
●	AJ32BS1M	3 X 250W	1650mm	2x80W	✓
●	AJ34BS1M	3 X 400W	1650mm	2x80W	✓
●	AJ11MB1M	1 X 150W	700mm	2x18W	✓
●	AJ11BB1M	1 X 150W	700mm	2x24W	✓
●	AJ12BB1M	1 X 250W	700mm	2x24W	✓
●	AJ21BB1M	2 X 150W	1100mm	2x39W	✓
●	AJ22BB1M	2 X 250W	1100mm	2x39W	✓
●	AJ31BB1M	3 X 150W	1650mm	2x80W	✓
●	AJ32BB1M	3 X 250W	1650mm	2x80W	✓



Freshwater - no timers or fluorescent lamps


●	AJ01MS5N	1 x 150W	550mm
---	----------	----------	-------

Marine - no timers or fluorescent lamps

●	AJ01MS1N	1 x 150W	550mm
●	AJ02MS1N	1 x 250W	550mm
●	AJ04MS1N	1 x 400W	550mm

● Silver ● Black

† Soft touch not included on T8 models



'4' Series Mini Pendant

The 4 Series Mini metal halide pendant delivers high performance aquarium lighting in an attractive compact package that represents exceptional value. With a top mounted on/off switch and adjustable suspension points the Mini is easy to live with and the optimised reflector design reduces glare by concentrating the light where it is required – in the aquarium.



'4' Series Slimline Pendant


The 4 Series Slimline Pendant builds on Arcadia's experience of high performance aquarium lighting with improved glare control and the introduction of high performance T5 fluorescent lighting in conjunction with our proven metal halide (HQI) technology.



Twin timers offer individual control of each light source and these are now concealed in the end cap of the pendant enhancing the elegant design. Similarly the shutters for the HQI lamps are now concealed within the pendant body, maintaining the clean lines of the new design.

Arcadia
LIGHT FOR LIFE

4 SERIES
SLIMLINE PENDANT



Arcadia
LIGHT FOR LIFE

Arcadia Products plc
Arcadia House, Cairo New Road
Croydon CR0 1XP, United Kingdom
Email: arcadia@arcadia-uk.com
Customer support : 0871 208 8800

www.arcadia-uk.com


4 SERIES SLIMLINE PENDANT

Powerful aquarium lighting


The new Series 4 Pendant represents an evolution in the design of aquarium pendant lighting. Concealed timers and light shutters improve the aesthetics over previous models, while the introduction of T5 fluorescent lamps significantly improves performance.



Separate timers for fluorescent and HQI lamps inbuilt as standard



Concealed shutters for HQI lamps



Series 4 Mini & Standard Pendants

- Elegant new slimline design
- Choose from 150W, 250W or 400W models*
- Unique reflector system
- Marine or freshwater metal halide lamps included
- Easily fitted and adjustable both horizontal and vertically using the wire suspension kit
- Manufactured from corrosion resistant aluminium and stainless steel
- Class leading thermal management for long operating life
- PF Capacitor reduces energy consumption

* 400W models feature remote ballasts to minimise suspended weight

Additionally for the Standard Models

- **High output T5** fluorescent lamps available with most versions
- Single, double or triple HQI lamp options
- Twin built-in timers to control HQI and fluorescent lamps separately
- Soft touch hinged cover to conceal and protect the timer units
- Adjustable light shutters for the HQI Lamps
- Metallic Black and Silver versions available
- Marine or Freshwater versions available

Support legs

When supporting a pendant from wall brackets or the ceiling is not convenient, support legs provide an attractive alternative method of mounting a pendant above the aquarium*.

*Always check with your aquarium manufacturer that the tank is capable of supporting the additional weight before using support legs

- AJS Support legs



Pendant Wall Brackets

As an alternative to ceiling mounting, brackets can be attached to the wall behind the aquarium, extending out above the aquarium, and the pendant can be suspended from any one of three mounting points.

- APBB Pair 400mm x 600mm
- APBS Pair 400mm x 600mm

Metal Halide Lamps

Metal Halide Lamps provide extremely high light levels from a compact source. The design of the lamp means that the light is emitted from a single point, which creates a rippling effect through the water that is impossible to achieve with fluorescent lamps.

Marine White 14,000K

- 14,000K colour temperature replicates shallow ocean light conditions
 - High intensity light source supports coral growth
- 20,000K lamp also available*



Freshwater 5,200K

- 5,200K colour temperature mimics normal sunlight
- Excellent colour rendering
- High light levels promote healthy plant growth



Fluorescent Lamps

Marine Blue 420nm Actinic Lamps

The Marine Blue 420nm Actinic Lamp re-creates the effect of a moonlit ocean and brings out corals natural fluorescence. Unlike many competing products the Marine Blue Lamp peaks at 420nm, the optimum point in the spectrum for marine photosynthesis.

- T8, High Output T5 and Compact TC-L Lamp versions available
- Near UVA light creates fluorescence
- Promotes marine photosynthesis
- Moonlight effect



T5 Plant Pro

The T5 Plant Pro lamp has been specifically formulated to combine the red and blue spectral peaks of the original tropical lamp to support plant photosynthesis, with the higher light output of the freshwater lamp. The result is a lamp which is noticeably brighter than the original tropical, making it ideal for more demanding plant species.

- Superior Plant growth
- Enhance colours of fish and plants
- Satisfy plant species with a higher light requirement – e.g. Lillieopsis

